


Name: _____

Date: _____

STABLE HARVEST FARM

EST. 2020



Welcome to our Primary Farm Tour!

How it works:

Follow your leader to your first station. Make sure you have your clipboard and a pen or pencil.

Your leader will help to explain the topic, and answer any questions.

When you hear the bell ring, your group will move on to the next station!



At each station, your group will read through the points on the left side of the sign.

Answer the questions in your booklet for the station you're at.

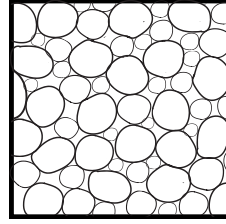
Station 1

1. What seeds do you see?


2. What other kinds of seeds do you eat at home?

Station 2

1. Where will a young plant grow best? (Circle)

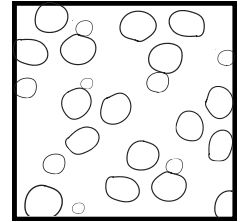
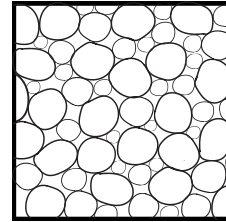


In pressed soil with no air



In soil with lots of air and space

2. Draw what will happen to water if we pour it on the soil in each picture.



Station 3

1. Circle the things you found in the soil.



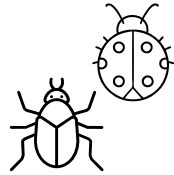
a worm



a butterfly




garbage



bugs



potatoes



crabs

Station 4

1. What does the air feel like in the greenhouse? (Circle)

Cold

Hot

Smelly

Stuffy

Dry

Wet

2. What is good about a greenhouse? (True/False)



Protects against bad weather



Protects against wildlife and bugs




Good for parking cars



Keeps plants warm when its cold out

Station 5

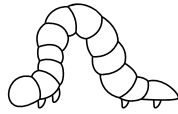
1. Circle the good bugs:



ladybug



butterfly



caterpillar



mosquito



worm



bee

2. Discuss: how could these things cause problems for farmers?

Bad Weather

Wildlife

Bugs and Pests

Station 7

1. Native plants are good to have because: (Circle)



They feed native pollinators



They don't need much water or help to grow



They grow too quickly



They create homes/ habitats for good bugs




They feed native wildlife

2. Circle the invasive species you have seen before:



Blackberry



American Bullfrog



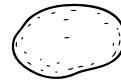
Creeping Buttercup



Starling

Station 6

1. Circle things that can go in the compost:



a potato



a car



plastic bags



pop can



leaves



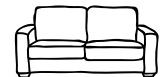
veggie scraps



sticks and logs



eggshells



a couch

2. How do chickens help farmers?

Eating food scraps

Eating bad bugs

Laying eggs

Station 8

1. What animals are in our ecosystem? (Check)

Coyotes

Tigers

Frogs

Deer

Eagles

Ducks

Polar Bears

Giraffes

Owls

Ducks

Butterflies

Elephants

Crows

Bees

Squirrels

2. What would happen if an animal or plant was removed from our ecosystem, would it change?

How?

Station 9

1. What do tractors do for farmers?

Tractors save farmers _____
and _____.

2. Write or draw your favourite tool!

Station 10

1. Draw a line connecting the animal to how they help us on the farm!

Owls



Bats



Good Bugs



Eat bad bugs and pollenate during the day

Eat rodents and critters (at night)

Eat bad bugs and pollenate at night

2. Write or draw your favourite animal house on the farm!

Station 11

1. Circle the pollinators:



Bumblebee



Mouse



Mason Bee



Butterfly



Hummingbird



Brown Bat



Crow



Honey Bee

2. What would happen without bees? (Check)

- Less fruits and veggies
- No honey
- More trees
- Less flowers

Station 12

1. Which watering system uses the most water?

Which system uses the least?

2. Draw your favourite way to water on the farm.